



British Columbia Primary Teachers' Association
of the British Columbia Teachers' Federation

Create

Imagine

Explore

Play

Wonder



FALL 2015
Volume 53 No. 3



British Columbia
Teachers' Federation

The BCPTA is A Provincial Specialist Association of the BC Teacher's Federation

Table of Contents

President's Message	3
Back to School: Paper Bags	4
Memory String	5
Art: Birch Trees!	6
Mini-Books!	8
Poetry! Poetry!	9
Teaching Sports to Primary Students	10
Great Read Alouds!	11
B. C. Dairy Foundation	12
BCPTA Fall Conference 2015	13
A Recipe: Apple Smiles	15
Free Book?	16
All Day Kindergarten Webinar Follow-up Report	17
Gift Card Draw!	18
BCPTA Membership Benefits	19
BCPTA Grants: Thank you from Cranbrook	20
Starting a Local Primary Teachers Chapter	21
BCPTA Chapter Registration Form	22
BCPTA 2014 Executive Contact List	23
In the Next Issue	24

We hope you enjoy reading this Fall 2015 issue of our newsletter. If you would like to see it in colour, please check out our website at www.bcpta.ca and click on "newsletters". We thank the many Primary Teachers who contributed articles to this issue and look forward to hearing more about the fantastic learning that is occurring in your classrooms. As always, here at the BCPTA we are interested in publishing more of our Primary Teacher's ideas. Please send any article idea, suggestion, or comment to us at mcavin@sd52.bc.ca.

President's Message

by Janine Fraser

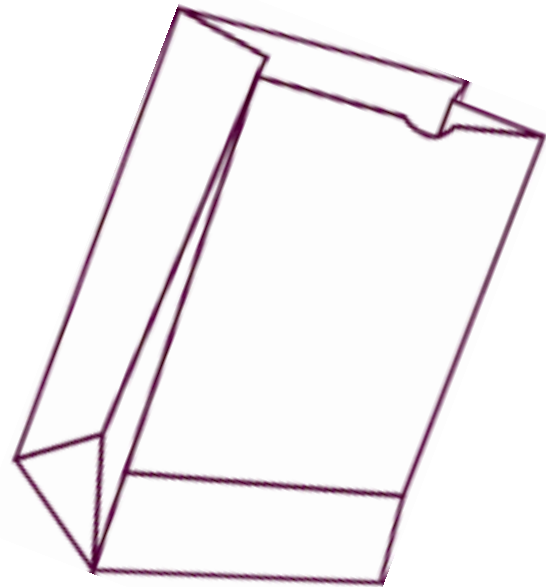


My favourite time of the year is here! Its time for back to school and the fall. I look forward to seeing the new faces who come into my class and watching the changes in the world around us with the arrival of autumn. Getting ready for back to school time always has me thinking of new ideas to try with my class, and as I am back to teaching K/1 after teaching different grades for the past few years,so I was searching for something inspiring for this new grade in this new year. One place I found inspiration was as a representative on the Applied Skills, Design, and Technologies curriculum team. This team was formed in the spring and found they were missing a primary voice, so I joined the team in the summer to be that voice. It was there that a teacher handed me a book called Froebel's gifts and told me that if you want to foster hands on learning and a design mindset in the early years, this was the book for me. I had never heard of this before, so I began to read with great interest. Froebel was born in Germany in 1782 and is known as the creator of kinder-garten or "garden of children" because he believed children should be nurtured from an early age like shoots on a plant. He created the gifts (to suggest both pleasure and responsibility to the playing child) because he felt the geometric forms of the gifts were the basic building blocks of nature. Frank Lloyd Wright himself said his inspiration for design started early in life when he was given Froebel's gifts. Froebel felt that children would need to play with and examine these gifts in a certain sequence and would need to look at them in three ways. One with a connection to their own life, with a connection to science, nature and math, and with a connection to art and design. If you are wanting to find out more, a book about the gifts is easy to find (<http://www.gutenberg.org/files/31097/31097-h/31097-h.htm>) but finding the complete set of the gifts themselves is much harder. I know I am trying to get my hands on this interesting resource to try with my class this year, so I will keep you posted on what I locate. As this new school year begins, may you share new ideas and bring back old ideas, and have an inspiring start to this new year!

Back to School: Paper Bag Project!

This is a fun activity to do in the first couple of weeks of school to help to get to know everyone and to feature each student in a special way. Give each student a paper bag to decorate with their name, a copy of the poem plus drawings and designs of their choice. Explain that each of them will take it home to fill with 5 items that tell a story about them in some way. For example, they might put in a swimming badge, a fridge magnet from a holiday destination, a family photo, etc. Stress that this is not to be a collection of toys from their bedroom! As well, all items need to fit in the bag with the top closed as it is a secret! Each day after that, you can draw a few names to decide who will present. You may want to demonstrate with your own bag of goodies!

In this brown bag, you will find,
things that shown I'm one of a kind.
Five items of stuff I like,
my family, my friends, a hobby or bike.
So, when I share these things with you,
you'll find out things you never knew!



A Memory String for our Grade 2/3 Year

Submitted by Marcia Green

At the beginning of the year, we read "The Memory String" by Eve Bunting. We discussed how each button reminded Laura of her family history. We talked about how our year together would have a history as well. The students were encouraged to bring a button from home each month that would remind them of something that happened each month at school. To start the project, red buttons and shaped buttons like apples, ghosts, and pumpkins were made available. Each child was able to choose their string to make their necklace. At the end of each month, students wrote about their month memory and what their button reminded them of.


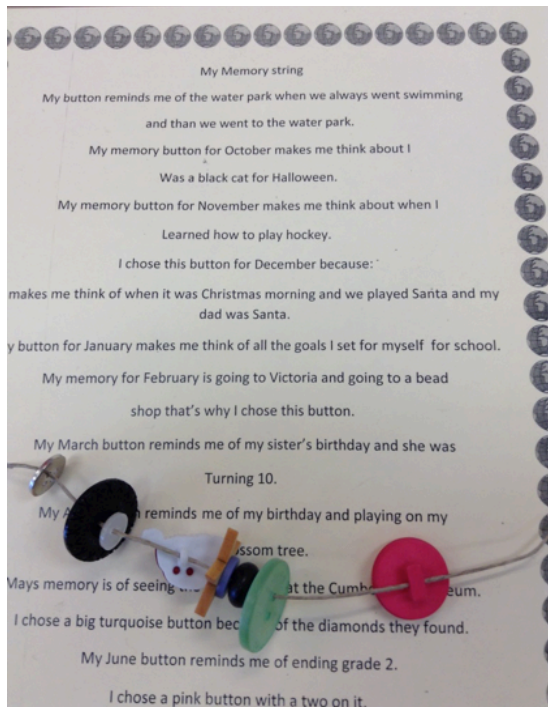
The class was given the option of using a sentence starter;

I chose this button for September because it makes me think of _____.

My September button reminds me of _____ because _____.

As the year progressed, students were able to come up with their own sentences.

At the end of the year, each student typed their memories and we printed their writing onto cardstock. Their memory string was attached to the cardstock for a nice keepsake of their Grade 2/3 year.



ART: A Walk Through the Trees



This is an activity that can be tailored to any season. Just change the colour scheme! This is also one of those projects which becomes for effective the greater the distance you are from it. I did this one in the Spring but it would be great in the Fall with yellows, oranges and browns. The example in the book uses blues and purples for winter. You could even you a bit of silver glitter to highlight!

Materials:

- white construction paper
- tempura paint
- wide and narrow paint brushes
- masking tape
- pieces of sponge

Steps:

1. Give each student three strips of masking tape (varying lengths) to tear lengthwise and attach to paper running from top of paper to various spots in lower half. Encourage students to group and tilt the tree trunks for a more natural look.
2. Choose a colour scheme for the background (sky and land) and use a wide brush to create a wash. Carefully peel off masking tape and then let dry. If you leave the masking tape on too long it doesn't come off as well.
3. With a thin brush, add tiny horizontal lines to tree bark.
4. Using a sponge, lightly dip it in paint (not thinned as for the wash) and lightly touch the painting to create clusters of bushes. Encourage students not to use a wiping motion.



A great resource
book published by
Evan-Moor!

INDEX CARD MINI-BOOKS

submitted by Michele Frater (Teacher-Librarian in Kitimat)


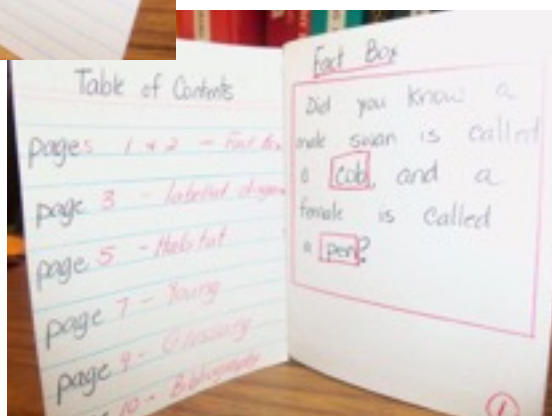
This mini-book is an idea I found several years ago on Pinterest (I think!) I have used it in many different subject areas, but most commonly as mini-reports for non-fiction topics, especially with grade 2 and 3 students.

It is made by folding 3 – 4"X6" index cards in half. With scissors, cut a small notch at the top and bottom of the fold (the spine). Attach a small elastic band to act as the spine and to hold the cards together.

We often use it to learn about and apply non-fiction text features in our own writing. We usually focus on one feature at a time where we look at examples of this feature from other texts and discuss why it helps the reader.

These photos are of my sample. Sometimes we all work on the same topic, such as "Sharks" or the "Moon", and other times the students have chosen their own individual topics. For example, if we are studying an animal together, we would first have some facts researched for the different sub-headings (food, habitat, young etc.) From our facts, we would pick a text feature such as "Fact Box" and the students would help me write an interesting animal fact in this format. Then they would practise in their own mini-books.

The students enjoy the size of this project as it is not too intimidating and is fun to work with. Hope you have fun with it too.



Poetry!! Poetry!!

First Days

Beginning of September,
so rainy and cool.
All of the students
are heading to school.
September is a time
of beginning for all.
The beginning of school
and the beginning of Fall.



In Autumn

by Winifred C. Marshall

They're coming down in showers,
The leaves all gold and red;
They're covering the little flowers,
And tucking them in bed
They've spread a fairy carpet
All up and down the street;
And when we skip along to school,



Falling Leaves

Little leaves fall softly down
Red and yellow, orange and brown
Whirling, twirling round and round
Falling softly to the ground

Little leaves fall softly down
To make a carpet on the ground.
Then, swish, the wind comes
whistling by



Teaching Sports to Primary Students



We often hear people refer to the teaching of actual sports in P.E. as something that only happens in the intermediate grades and beyond, but there are lots of pre-skills that are best taught in the early primary years. Here are a few ideas and you might like to try with students as young as Kindergarten!

Volleyball:

- underhand tosses (pre-cursor to bumping)
- use balloons
- invest in larger soft “primary” volleyballs
- teacher can throw ball and students are encouraged to catch above head (pre-cursor to setting)

Badminton:

- this is best started at the gr. 2 level
- invest in short handled racquets
- introduce serving by encouraging students to hold birdie below waist height.
- encourage “ready position” with racquet held up for receiving


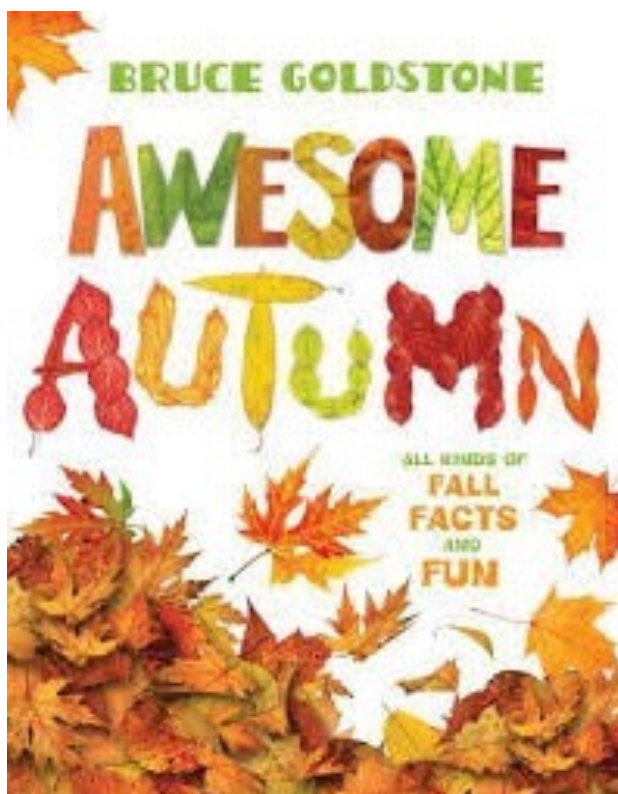



Basketball:

- dribble around the outside of the gym with the hand closest to the wall. (waist height)
- use a variety of gym balls
- practise throwing balls into garbage cans or recycling bins
- experiment with different types of passing and sizes of balls (bounce pass, chest pass)

Soccer:

- encourage dribbling and passing with both feet and using the inside of the foot.
- experiment turning the ball around using the outside of the foot.
- play lots of keep away games in order to encourage students to protect ball by keeping their body between the ball and the opponent.

Great Read Alouds for Fall!!



BC Dairy Foundation: classroom resource opportunity!

Apply for a Mini Food Grant

Each year, BC Dairy Association (BCDA) awards [mini food grants](#) to teachers using one of the BC Dairy [nutrition education programs](#) to help them purchase food ingredients for use in the classroom.



In the 2014-2015 school year, we awarded a record 150 grants to teachers across BC who successfully completed the [application](#), sharing how they would use the money to complement the BCDA program they were teaching.

Deadline to [apply](#) for the first round is September 30, 2015. If you miss the deadline, we'll be holding a second round in early 2016.



Contact us for further details at nutrition@bcdairy.ca.





British Columbia Primary Teachers' Association
of the British Columbia Teachers' Federation

Create Play Imagine Wonder Explore



Primary Leadership Conference - October 23, 2015
Pinnacle Hotel Vancouver Harbourfront - 1113 West Hastings St. in Vancouver BC

“EMPOWERING LEARNERS”

Musical Opening by Charlotte Diamond

“The Joy of Singing Leads to Creativity and a Love of Language”

Charlotte Diamond is an internationally recognized award winning artist, singer, composer and performer of family and children’s music. A former teacher from preschool to high school she has participated in many provincial, state and national educational conferences as keynote speaker and workshop leader. Charlotte Diamond will open the conference with a Musical Performance.

Keynote Address by Maureen Dockendorf

“Playful Possibilities with Purpose and Passion”

Maureen Dockendorf is Superintendent of Literacy and Numeracy for British Columbia’s Ministry of Education and a compelling and passionate speaker. The keynote address will focus on making learning visible in a playful learning environment embedded with purpose and passion; building on the strengths and gifts of every child.



Charlotte Diamond



Maureen Dockendorf

The 2015 BCPTA Conference Program Includes

A Musical Opening by Charlotte Diamond

"The Joy of Singing Leads to Creativity and A Love of Language"

Keynote Address by Maureen Dockendorf

"Playful Possibilities with Purpose and Passion"

BREAKOUT SESSIONS TITLES AND SCHEDULE

• *Preregistration is Required for All Breakout Sessions / Early Preregistration is Advised* •

SESSION S1: 11:00 am - 12:30 pm

Colleen Politano

Teaching Children Possibilities for Independent Self Regulation

Lisa Schwartz

Explicit Teaching, Joyful Reading for All Learners

Trevor Calkins

Math: Making Connections for Early Learners K-2

Charlotte Diamond

Singing Across the Curriculum

Karen Lirenman

Authentic Innovative Literacy Learning Utilizing Technology

Heather Dean &

Sayward Wilkinson Blanc

Exploring Colour: Arts Immersion in Science and Language Arts

Pamela Quigg

Puppets and Re-Tell Strategies that Language in K-3

Sandy Colclough

The Power of Observation: Using Science Experiments

Tanya Armstrong

Easy, Creative Ways to Share the Magic of Yoga in Your Classroom

Lisa Watson & Sasha Zekulin

Designing and Implementing a Balanced Literacy Program

SESSION S2: 1:30 pm – 3:00 pm

Adrienne Gear

Non-Fiction Writing Power: Linking Writing to the Content Areas-Gr.2-3

Maureen Dockendorf

BC Renewed Curriculum and Competencies

Trevor Calkins

Math: Valuing Diversity and Creativity

Lisa Scherr & Penny Hasell

We Are Going on a Forest Hunt

Robyn Thiessen & Diana Williams

Using Digital Portfolios to Make Learning Visible and Build Parent Partnerships In Primary Classrooms

Heather Dean &

Sayward Wilkinson Blanc

Wire Investigations

Pamela Quigg

Repeat Session S1

Sandy Colclough

Repeat Session S1

Dena Doolan

Cooperative Games for the Primary Grades

Anne Davies

Engaging All Students: Using Assessment For Learning in the Classroom

Jillian Lewis

Innovation and the Spirals of Learning

SESSION S3: 3:15 pm – 4:45 pm

Colleen Politano

Talk That Supports Self Regulation: Stengthening the Climate for Learning

Lisa Schwartz

The Possibilities of Story Workshop

Adrienne Gear

Making Connections Through Early Reading and Writing – K-1

Lisa Scherr & Penny Hasell

Repeat Session S2

Robyn Thiessen & Diana Williams

Repeat Session S2

Jillian Lewis

Repeat Session S2

Marie Fanshaw & Silia Dalla Lana

Building Number Sense Promote Oral With Every Day Math Tool

Dena Doolan

Repeat Session S2

Anne Davies

Repeat Session S2

Lisa Watson & Sasha Zekulin

Repeat Session S1

**FOR DESCRIPTIONS, BIOS, PREREGISTRATION FEES & FORMS, GO TO www.bcpta.ca
FOR BCPTA CONFERENCE HOTEL RATES CALL 604-689-9211 BEFORE SEPTEMBER 23**

A Recipe: Apple Smiles!!

An easy apple snack that
your students will love!



Apple Facts:

1. Millions of tons of apples are grown every year.
2. The apple tree originated in Central Asia.
3. There are thousands of different kinds of apples.
4. Honey bees are commonly used to pollinate apple trees.
5. Apple trees were brought to North America by European settlers.

Cut an apple into slices. (these are the lips) Have child spread peanut butter or cream cheese on apple slice. Place mini marshmallows or yogurt covered almonds (these are the teeth) on top of peanut butter and top with another apple slice.

Idea from: <http://www.kids-cooking-activities.com/apple-recipes.html>



WOULD YOU LIKE A FREE BOOK?

The BCPTA would like to offer to purchase you any Teacher's Resource book or Children's Literature book in return for a written book review and/or lesson ideas and photos of something you tried inspired by the book you ordered.

Book purchased are limited to \$40 If this sounds like something you would be interested in, please email Margaret Cavin at mcavin@sd52.bc.ca with:

- The book you would like to have ordered
- A brief description of your intent
- The grade(s) you teach and your school
- Your name and address



All Day Kindergarten Webinar: Follow-up Report

Submitted by Janine Fraser

On May 13, 2015 BCPTA past president and long time Kindergarten teacher Carol Johns, BCTF president Jim Iker, and myself met to talk about Full Day K issues in British Columbia. We discussed issues like gradual entry, supervision, the impact on aboriginal full day programs, students with special needs, and so much more. You can see the full webinar at : <http://app.webinarjam.net/replay/13360/66434a5800/0/Fw104053725> Please watch it and give us some feedback of where you see us moving in our advocacy of full day K issues for teachers in BC.

*Another idea to
welcome your
students back
students to
school!*



What are we looking for?

book ideas
a story you love a story your
students love a book
you are reading in a
professional book club
or on your own

curriculum ideas
math * science* language
arts * fine arts
technology physical
education * social
responsibility * health
and career * social
studies

strategies
reading * writing * math
*oral language *
beginning of the year *
end of the year

technology
favorite website * favorite
programs * Smart
Board * Mimio * Ipads
*

classroom management
organizational ideas *
classroom set up *
math stations * literacy
centers* strategies *
beginning of the year *



A \$25 Gift to You!



A \$25 Gift to You!

How would you like to win a \$25 Chapters/Indigo gift card?
All you have to do is send us an idea for an article for the next
newsletter and your name will be entered into a random draw to
win an \$25 gift card.

What do we need?

It is very simple, just send us a written description of a lesson,
favorite book/author, strategy, professional reading, website ...
something you are excited about! Pictures help too!

What will we do? We'll format it for you (so don't worry
about making it fancy, unless you want to!). Then we'll send the
page back to you for your approval.

What do you get? A chance to win a \$25 gift card from
Chapters/Indigo and your idea published in our next newsletter.

Where do you send it?

mcavin@sd52.bc.ca

We look forward to hearing from you!

It Pays to Be a Member of the British Columbia Primary Teachers' Association



What are the benefits of being a member of the BCPTA?

- * 3 informative newsletters per year and an updated website
- * the opportunity to attend catered BCPTA conferences with exhibitors, promotional giveaways, and door prizes. Next year our conferences so far are:

Primary Leadership Conference - October 2014 - location TBA
Primary Spring Chapter Event - April 2015 - location TBA

How much does it cost to become a member?

- * the fee is \$45.00

What else does my fee support?

- * advocacy work the BCPTA does on your behalf for issues that matter to primary teachers in order to support best practices for kids. We communicate with the Ministry of Education and the BCTF and have been actively involved in creating policies and workshops to support Primary teachers in BC. We will be looking at curriculum changes in relation to the Primary Program when new curriculums are introduced.

Informational support for Chapters plus support to put on mini-conferences. There was an event in the Spring that registered chapters had support for. We also passed a motion that for this year, registered chapters get a mini-grant to help them with their work.

How do I become a member?

register for one of our conferences or go online to sign up for a PSA at:

<https://bctf.ca/psa/join.aspx>

For more information about the BCPTA
go to www.bcpta.ca or email info@bcpta.ca

BCPTA Grants: Cranbrook Primary Teachers Chapter Says Thankyou!



On May 8th, the newly formed Cranbrook Primary Teachers Chapter were excited to host Charlotte Diamond. This was made possible by a Professional Development Grant from the BCPTA. Not only did it provide us with an opportunity to invite

colleagues to join the Primary Teachers Association, but it also was a fantastic way to celebrate the advancement of the Primary Program through music.

A total of 57 teachers from several districts, as well as Early Childhood educators attended the workshop. It was a fun filled afternoon with singing, dancing and learning. Charlotte is a dynamic presenter whose enthusiasm shines through all of her music and teaching. We all walked away with practical ideas that we could use and adapt to enrich our programs.

Thank you to BCPTA for providing support for this fantastic opportunity.



THINKING OF STARTING A LOCAL CHAPTER OF THE BC PRIMARY TEACHERS' ASSOCIATION?

Are you interested in belonging to a local chapter of the BCPTA?

Have you considered the benefits of belonging to a local BCPTA chapter?

If you are interested in forming a local chapter in your district, the following information will be useful.

This is all it takes:

- A start up committee of five or six teachers
- A meeting time and place to elect an executive
- A membership open to all interested primary educators
- Contact with the BCPTA Membership and Chapter Coordinator
- All committee members must be BCPTA members

Local Chapters are provided with:

- Financial support for two of your local's delegates to attend our Annual Chapter Assembly
- The ability to apply for a support grant
- Communication and support with the members of the BCPTA Executive
- Newsletter
- Opportunity to communicate with other BCPTA chapters in the province as well as other PSA's, the BCTF and government ministries

Let us help you start a local Chapter!
If you require further information please contact one of us below,
or visit our website Chapter Information area at:
<http://www.bcpta.ca/bcpta-events-info.php>

Contact:

Trish Hands

Chapter Coordinator
trish-hands@hotmail.com



Annual BCPTA Chapter Registration Form

District Name _____

Name of Local Primary Association _____

President or contact person _____

Date of Election _____ for the term/year 2014 - 2015

President/Contact Person:

NAME _____

POSITION _____

HOME MAILING ADDRESS

_____ P. C. _____

TELEPHONE _____ (HOME) _____ (SCHOOL)

FAX _____ (HOME) _____ (SCHOOL)

E-MAIL ADDRESS _____

Return annually and correct any changes to contacts' names and addresses

Vice President/Secretary/Treasurer or Second Contact

NAME _____

POSITION _____

HOME _____

HOME MAILING ADDRESS

_____ P.C. _____

TELEPHONE _____ (HOME) _____ (SCHOOL)

FAX _____ (HOME) _____ (SCHOOL)

E-MAIL ADDRESS _____

Please send this information sheet to:
Trish Hands
trish-hands@hotmail.com



BCPTA Executive 2015 Contact List

President

Janine Fraser
Rock Creek, BC
janine.fraser@sd51.bc.ca

Web Manager

Sarah Soltau-Heller
Port Hardy, BC
sheller@sd85.bc.ca

Vice President

Jennifer Barker
Delta, BC
jbarker@sd38.bc.ca

Newsletter Editor

Margaret Cavin
Prince Rupert, BC
mcavin@sd52.bc.ca

Past President & Pro-D Coordinator

Carol Johns
Cranbrook, BC
cjohns@bctf.ca

Member-at-large

Laurie Andrews
Powell River, BC
landrews@sd47.bc.ca

Conference Coordinator

Grace Sinnema
Abbotsford, BC
bcptaconference@telus.net

Treasurer

Jennifer Martin
Cache Creek, BC
martinjennifer@hotmail.com

Chapter and Membership Coordinator

Trish Hands
Chilliwack, BC
trish-hands@hotmail.com

Member-at-large

Marie Fanshaw
Prince George, BC
mfanshaw@sd57.bc.ca

Conference Registrar

Joy Silver
Coquitlam, BC
odetojoy@telus.net

Member-at-large

Bonnie Davison
bonnie@singingenglish.com

Secretary

Leanne Gahan
Powell River, BC
lgahan2@gmail.com



IN THE NEXT ISSUE:

Coming to you in the
Winter 2016 issue!

Our next issue will be coming to you in December and it will contain some great ideas to use with your students. Look for it online at www.bcpta.ca and in your mailbox.

We encourage you to send us your ideas, suggestions, or articles you wish to share. Email ideas to mcavin@sd52.bc.ca.

*Book
Review*

*Great
Winter read
aloud*

*Snowman
Art!*

Technology