



British Columbia Primary Teachers' Association
of the British Columbia Teachers' Federation

Create

Imagine

Explore

Play

Wonder



WINTER 2018

Volume 56 No. 1

BCPTA NEWSLETTER



The BCPTA is A Provincial Specialist Association of the BC Teachers' Federation



British Columbia
Teachers' Federation

Table of Contents

President's Message	3
Ted Harrison Art	4
Feedback from 2017 BCPTA Spring Event	6
Provocations: A 2017 Superconference Presentation	8
Ideas for 100 Day!	11
Recipe: Eucalyptus Playdough!	12
Reflecting on Superconference 2017	13
Educational Marketplace Information: April 2018	14
BCPTA Fall Conference October 2018 Information	15
Gr. 3/4: Thermal Energy	16
Songs for Winter!	18
Winter Plasticine Scenes	19
Snowman Art Projects	20
Books to Share for Winter	21
BCPTA Budget Summary	22
Free Book?	24
Mitten Math!	25
Technology Corner: Coding	26
Share your ideas! Gift Card Draw!	27
BCPTA Membership Benefits	28
Starting a Local Primary Teachers Chapter	29
BCPTA Chapter Registration Form	30
BCPTA 2018 Executive Contact List	31
In the Next Issue	32

We hope you enjoy reading this Winter 2018 issue of our newsletter. If you would like to see it in colour, please check out our website at www.bcpta.ca and click on "newsletters". We thank the many Primary Teachers who contributed articles to this issue and look forward to hearing more about the fantastic learning that is occurring in your classrooms. As always, here at the BCPTA we are interested in publishing more of our Primary Teacher's ideas. Please send any article idea, suggestion, or comment to us at sheila.ogradey@sd5.bc.ca.

President's Message

by Janine Fraser



“A snowflake is one of life's most fragile creations, but look what they can do when they stick together!” -unknown

The power of sticking together is what we as primary teachers understand! At the BCPTA, we have taken on many projects for two purposes. The first is to bring professional growth opportunities to our members and the second is to advocate for best possible primary education in British Columbia. To accomplish this, we did many things. We held a Spring Chapter event in Richmond and then were a part of the Super Conference in October. We held this event in cooperation with 24 other PSAs in Vancouver at the Trade and Convention centre. We were so happy it was well attended! To reach as many members as possible, we published 3 newsletters. In 2017, we feel proud of our accomplishments on your behalf.

At our AGM in October the BCPTA set as its goals for 2018

- 1.To maintain and enhance services to members
- 2.To maintain and enhance communications with members
- 3.To engage and retain new members
- 4.To advocate for best practices in Primary Education in BC.

This year it is our plan to work hard again to meet these goals.

Your executive is determined to listen to your voice to make their efforts meet your needs to the greatest degree possible. We are excited a Kindergarten survey we have worked on with the BCTF research department is coming out in January. We hope this survey shines a light on what is happening in Kindergarten classrooms across BC. Plans for our first Educational Marketplace at the Tradex in Abbotsford are well under way for April. Also plans for our conference in 2018 are under way. We will be in Richmond for the fall conference. Watch our website in the spring for information and registration. We will be using your suggestions for speakers and topics and we think you will be as excited as we are about our offerings.

We will continue to provide you with news and ideas in our newsletters and on our website. For a list of your 2018 Executive, please see page 31 of this issue. We are committed to serving you and we wish you the best in 2018.

Ted Harrison Art






Ted Harrison was a Canadian artist who loved creating paintings about life in the Yukon. His use of bright colours and bold shapes make his work unique. It's always fun to learn about an artist, and a part of our country, by creating art in the style of that artist. This is what we did:

1. We read and looked at lots of his books to to become familiar with his style of art.
2. We talked about background, middle ground and foreground and how the size and placement of objects in a picture create this. We also talked about how his paintings are in layers from back to front.
3. Students first drew the sky "lines" being careful to keep them fairly simple.
4. Second, we drew mountain "lines".
5. Next, we added various objects such as buildings (often with smoke as he often did), lakes, trees and people. We focussed on sticking to Winter scenes and activities.
6. Once students were happy with their drawing, they outlined it with a fine tipped marker.
7. Finally, we coloured our pictures with pencil crayons. I encouraged them to use warm colours for the sky and cool colours for the rest. However, some did the opposite! Colouring "hard" also made for bold colours but did take a long time!



They are particularly effective when mounted on black.

Some of Ted Harrison's Books for Children:



2017 BCPTA Spring Event Feedback

Compiled by Sarah Soltau

Kindergarten Issues:

Wonders:

Could we revisit half day options for some K kids?

We think there should be an EA in all primary classes or 1 for every 2 classes.

Why can't we get support for struggling students in K/1/2?

Are districts looking into ways to support transitions into K with the decline in abilities we see coming in?

Are kids getting designations and therefore support in K?

Responses:

Lower max enrolment

Maybe we should add Pre-K into our umbrella.

Right to retain at K

Classes form as PreK-K instead of K/1's

Better communication with families that 4/5yrs old isn't mandatory start time for all students.

Resources:

Wonders:

I wonder with the revised curriculum, is there a new/revised math Teachers Guide for primary grades?

Currently I am using multiple books that provided good support but I am looking for a more comprehensive guide so I do not feel like I am missing teaching what is expected/

Reporting – Self-Assessment of Core Competencies:

Wonders:

How does inquiry connect to assessment then to reporting?

Can you focus on one CC for report in June

Artifacts? Photographs? What is a good example?

How many I can statements per student?

Responses:

Our district has agreed that one CC can be self-assessed for reporting purposes.

Use Successful Learner Traits to identify strengths

Videos of kids self-reflecting on individual projects for digital portfolios

LSA'S - What Works?

Wonders:

Suggestions about how to get more people out to an AGM and involved in the LSA?

Seek ideas from members as to what would be useful.

Book as a event/talk by local expert (someone who could come into the class as a presenter)

Responses:

Some successful workshops:

- Art studio workshop with an artist and cocktails and appies
- Outdoor learning centre – Yoga, drumming, provocations and dinner, make and take
- Coffee Clubs (informal) group text
- Facebook page
- \$200 book club

Membership drive in October (art workshop)

After school sharing sessions

Meet in different class/school each time

Teachers share ideas they are passionate about

Snack or potluck

Developing a PLC on a specific topics (ie numeracy)

Honorariums, door prizes

We paid for everyone's registration

Dinner series

Twitter, Facebook and our STA Monday Memo (union newsletter)

Reggio inspired visits in classrooms

Early Intervention/Special Education Issues:

Responses:

We have none except what we do ourselves in our classrooms

LST support K-3 is great, but intervention/assessment get put off until Gr 4

Inner City Surrey – Early Numeracy/Early Literacy teacher – In class

Some K screens from SLP

Assessments:

Wonders:

I wonder if there is a provincial standard that a student needs to meet at different times of the year?

Not yet meeting/meeting minimally/fully meets/exceeding

Is it minimally meeting or not yet meeting

Are the LART/SPED teacher supporting teachers to complete assessment

We are curious what other districts are using for reading assessment?

Responses:

Surrey-PM Benchmarks, Fountas & Pinnell, DRA

SD59 (Peace River South) - Fountas & Pinnell

Kootenay Lake – DRA, Reading A-Z Benchmarks, Up to the individual teacher

SD85 (Van Island North) - Depends on the school, PM Benchmark (primary), DRA (prim./int.), DART (int.)

SD57 – just moved to a district assessment, Fountas & Pinnell

SD47 (Powell River) - Gr. 3-7: Gates MacGinitie, K-2: Benchmarks, K: Firm Foundations, EDI

Provocations

Sheila O'Grady

School District #5, Cranbrook

sheila.ogrady@sd5.bc.ca

As presented at the 2017 Superconference in Vancouver

“I am not a teacher, but an awakener.” –Robert Frost


Provocations Provoke:

- Thoughts
- Discussions
- Questions
- Creativity
- Interests
- Ideas




There are different types of provocations:

Direct (structured)



Implied (guided through modelling-example given)



“We must see young people, not as empty bottles to be filled, but as candles to be lit.”

–Robert H. Shaffer

Provocations come in many forms:

- Book
- Nature
- Conceptual (e.g. habitat, seasonal changes, cloud formation)
- Old materials displayed in a new way (include loose materials)
- An interest that a child or children have
- An object (e.g. a map, miniature, magnets, picture, photo)
- New creative mediums
- Questions from any source (e.g. a video that raises questions, a simple question posed by the teacher set alongside some materials)
- An event (e.g. holiday, assembly presentation, school event)

Loose Materials set out:



- Combine materials from different parts of the classroom
- Add new materials to familiar materials
- Place materials in an interesting set up as if you have been playing with it when the children were not there
- Bring a few materials out of their bins and place in different baskets alongside a few other materials

Loose parts create fabulous materials for storytelling.

Open-ended Activities help “uncover the curriculum” rather than “cover the curriculum”.

“From the very beginning of his education, the child should experience the joy of discovery.”

–Alfred North Whitehead

Teachers become enthusiastic learners-not just imparters of knowledge.

“Stand aside a while and leave room for learning, observe carefully what children do, and then, if you have understood well, perhaps teaching will be different than before.”

-Loris Malaguzzi

By listening to what the students are saying, the curriculum begins to unfold. Ideas are shared, wonders are made, curiosity is demonstrated, and questions are asked. Help students delve deeper into their wonders and an inquiry develops by guiding the process. Provocations provoke thinking so deeper learning can occur in our inquiry and project-based classrooms.

More Examples of Provocations.....



Ready to promote science, technology, engineering, art, and math learning in a playful way?

Tinkering involves thinking and doing. Students use the design process, implement their ideas, test them, problem solve, and re-test all while using their creative and critical thinking skills.

WINTER TINKERING Basket

Place the following items into a basket to promote tinker time in your classroom:

- | | |
|---|-----------------------------|
| Pipe cleaners | Straws |
| Zip ties | Popsicle sticks |
| Toothpicks | Pool noodles |
| Marshmallows {building structures} | Paper clips |
| Bottle caps | Colored tape |
| Balloons | String |
| Coffee filters | Old CD's |
| Styrofoam | Rubber bands and loom bands |
| Battery operated tea lights and glow sticks | |

You can also add colored pencils, clear tape, rulers, scissors, glue sticks, and plenty of paper. As well as any items from the recycling bin of course.

100 Day!!



Recipe: Eucalyptus Playdough!

Cold symptoms cropping up in your classroom? Make a batch of this eucalyptus-scented playdough to help alleviate some of the symptoms while students are playing, developing fine motor skills, or using playdough to represent their learning.

Eucalyptus Play Dough

Ingredients:

1. 1 cup flour.
2. 1/2 cup of salt
3. 2 tbsp cream of tartar
4. 1 tablespoon oil
5. 1 cup water
6. A few drops of eucalyptus essential oil added to the water

Mix first four ingredients in a pan. Add water and eucalyptus oil and mix well. Cook over medium heat, stirring constantly, for 3-5 minutes. Dough will become difficult to stir and form a “clump”. Remove from stove and knead for 5 minutes. Place in a plastic container or Ziploc bag.

Alternative:

Add pine essential oil for a more Christmassy feeling.

Submitted by: Sheila O’Grady
Kindergarten Teacher
SD#5



Feeling Super Charged After Superconference 2017

By Janine Fraser, BCPTA President

On Friday October 20 and Saturday October 21 I was privileged to attend the first ever (and hopefully not the last) Superconference – an amazing and historic event hosted and organized by 25 participating Provincial Specialist Associations (PSAs) of the BCTF. My day began at the presenter desk, waiting to help Keynote and workshop presenters check in and get their things. (I was thankful to avoid the long line that happened when over 6000 teachers arrived at the same time and had to wait in Vancouver's rain!) Once everyone was in the building the energy was electric, and despite the lines for speakers and general busy-ness, there was a positivity in the air that transcended the challenges that happen when this many people come together to learn in one place. I think everyone knew what this day represented: A day of choices, a day of seeing friends and colleagues from around the province, a day of autonomy, a day of collaboration. There were speakers there I have never seen before, and I have to say that I am still talking about my experience hearing Dr. Gabor Mate speak, My biggest learning is that teachers don't experience compassion fatigue because they tire of being too compassionate with others. The fatigue is when we forget to take care of ourselves. I definitely left the conference feeling both mindful and having my mind full. I hold out hope that this historic event for BC teachers happens again one day.





British Columbia Primary Teachers' Association
of the British Columbia Teachers' Federation

Create

Play

Imagine

Wonder

Explore



Educational Marketplace

- * Featuring Educational Resources and Services for Children of All Ages
- * Exhibits by Individuals, Groups, Organizations and Businesses
 - * Sponsored by the British Columbia Primary Teachers' Association

TRADEX - Abbotsford BC


April 14, 2018

**Come and enjoy shopping and browsing
at a wide variety of booths**

Books, Toys, Publishers, Teaching Resources, Fine Arts,
Science, Physical Education, Health & Nutrition,
Community Opportunities and More

**Entrance Price: \$10.00 for ages 12 and up
Free for children under the age of 12**

If anyone is interested in being an Exhibitor, contact Trish at
trish-hands@hotmail.com for a Vendor's Application



British Columbia Primary Teachers' Association
of the British Columbia Teachers' Federation

Create

Imagine

Explore

Play

Wonder



PLANNING THE BCPTA CONFERENCE

October 19, 2018

At the New Conference Facilities

Sheraton Vancouver Airport Hotel in Richmond

Keynote Speaker: David Bouchard

David Bouchard believes Literacy is a basic human right!

*Moved by his Learnings he wrote "The Gift of Reading" and "For the Love of Reading"
For over 12 years David has been helping those who need direction or inspiration to become readers*

*He is well known for his motivational message on
"How to Teach Students to Love Reading" and "Become Lifelong Readers"*

The 2018 BCPTA Conference Program

Are you a new primary teacher?

Are you an experienced teacher new to teaching primary?

Are you an experienced Classroom Primary Teacher?

The 2018 BCPTA Conference is for you!

Find out "how to" put the new / revised curriculum into effect

Learn new easy to apply classroom ideas and strategies

The 2018 BCPTA Conference Program includes all this and more!

- Knowledgeable presenters will address the current curriculum
- Learn how to teach your students to love reading & become lifelong readers
- Take with you ways to enhance your work with ALL your students

Plan to attend the October 19, 2018 BCPTA Conference

Designed for All Educators in Primary Education!

Check the BCPTA Website for Announcements

Updated Information and Preregistration for the Conference Will Be Posted

www.bcpta.ca

GRADE 3/4: ENERGY!!

Submitted by: Stacey Johnson, Grade teacher

Big Idea: Thermal energy can be produced and transferred

Question: What did you observe?

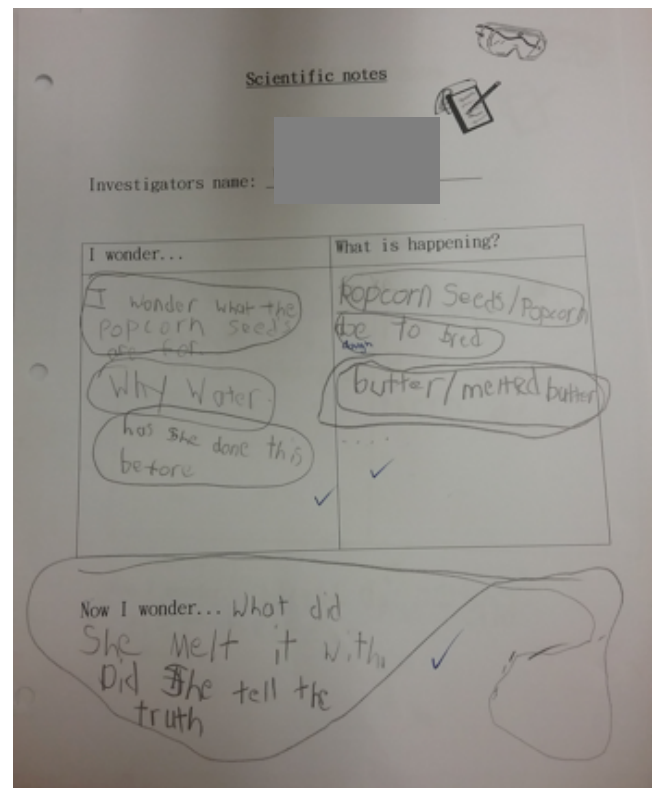
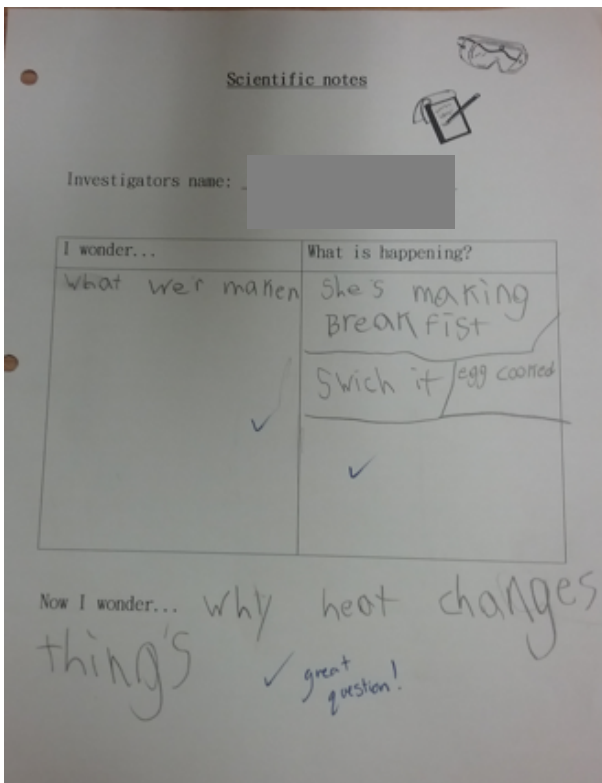
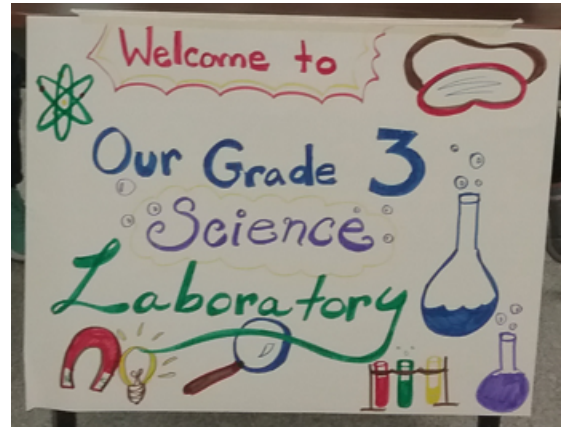
Provocation: I performed an interactive dramatic science demonstration using a few food ingredients. I started with raw egg, liquid pancake mix, ice cream, dough etc). My students were the scientific investigators who observed and questioned what was happening (in their scientific note paper). They needed to record what happened when I put these items in my

“special chamber of science” (A desk was wrapped so items were stashed underneath then switched out). The egg became a fried egg, pancake mix became pancakes, ice-cream was melted and so on. Through conversation and wondering about how the items were changed (heat), the students reached the conclusion.

Conclusion: Heat changes things

Next step/question: How does water put out fire?

(Students wanted to know whether fire or water was “stronger” so further discoveries were explored.)



Big Idea: Energy can be transformed

Question: How does the toy work?

Provocation: Students were given simple moveable toys. They were asked to think about how they worked/moved. Students wanted to open the toys up to see how they might work. They were able to see some source of power or use some source of power to move the toys.

Conclusion:

Next step: What might stop the toy from working?

(One of the toys stopped working during the exploration time and the question arose about why it was no longer working. The students then wanted to see if they could stop and restart the toys.)



Songs (Poems) for Winter!!

Snowflakes

(to the tune of "Twinkle,
Twinkle Little Star")

Snowflakes, snowflakes falling
down,
On the trees and on the
ground.
I will build a man of snow,
Tall black hat and eyes of coal,
If the sun comes out today,
I will watch you melt away!

C'est l'hiver

(tune: "Frere Jacques")

C'est l'hiver, l'hiver, l'hiver
Pour le froid, on se prepare.
La neige commence a
tomber,
Dans la neige, on va jouer.
C'est l'hiver, l'hiver, "Porte
ton foulard", dit ma mere.

C'est l'hiver

(tune: "Frere Jacques")

C'est l'hiver, c'est l'hiver
Il fait froid, it fait froid
Pantalong de neige,
Tuque, mitaines et bottes,
C'est l'hiver. It fait froid.

French Songs submitted by:
Pamela Franklin-Cooper
Kindergarten French-Immersion
SD#5



I'm a Little Groundhog

(tune: "I'm a Little Teapot")

I'm a little groundhog
Short and stout.
February 2nd I will come out.
If I see my shadow
Then I'll shout
Six more weeks of Winter
without a doubt.

Winter Plasticine Scenes



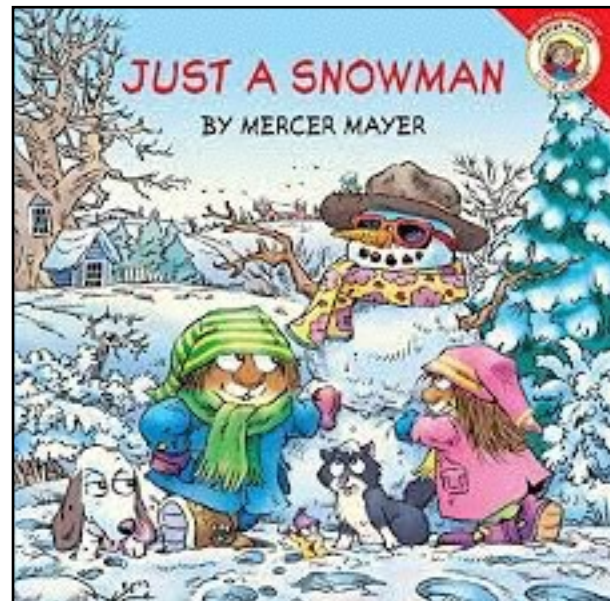

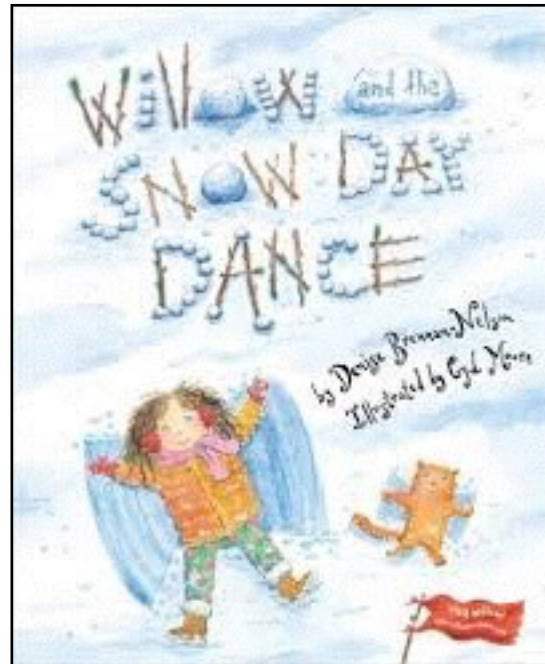

This project was inspired by the book Perfect Snow by Barbara Reid. We spent a fair amount of time first analyzing her illustrations to see all the details and to figure out what her techniques might have been. What tools could we use to make the same effects? There are also video clips on Youtube that show her creating some of her illustrations - step by step! We created our Winter scenes inside CD cases! Unfortunately, these are getting harder to find!



Snowman Art Projects



Great Winter Books to Share:



BCPTA Budget Summary

BCTF Code		2016-17	2016-17	2017-18
		Budget	Actuals	Proposed Budget
Income Accounts				
901000	Income surplus (deficit), June 30, 2017*	78343.80	78277.84	40922.28
902000	Portion of income surplus held as reserve June 30, 2017*	45366.47	44856.02	36844.75
903000	Conference surplus outside account, June 30, 2017	1500	1440.80	1500
904000-9930	Membership/subscriptions fees	25000	30755	20000
	BCTF members ___ 520 ___ @ \$ ___ 20 ___	10000	9980	10400
	Students/Retirees _____ @ \$ _____			
	Subscribers _____ @ \$ _____			
904000-9931	BCTF grant _____ @ \$ _____ (\$5,250 minimum)*			
904000-9932	Advertising Revenue			
904000-9933	Sale of back issues		37.91	0
904000-9934	Interest income	1500	1023.24	1000
904000-9935	Project grants			
904000-9939	Other Meeting Revenue		585.00	
905000-9940	Professional Learning/Conference fees	57710	(23944.38)	15000
905000-9941	Professional Learning/Conference grants			
905000-9942	Professional Learning/Conference advertising revenue			
905000-9943	Professional Learning/Conference exhibits/sponsorships	1000	3086	30000
905000-9948	Professional Learning/Conference sale of souvenirs			
905000-9949	Professional Learning/Conference miscellaneous (specify)*		(8133.14)	
	Total Income	\$ 220420.27	\$ 137964.29	\$ 155667.03

Expense Accounts				
906000-9950	Meeting—executive	26000	31214.34	20000
906000-9951	Meeting—table officers			
906000-9952	Meeting—PSA Council*			
906000-9953	Meeting—subcommittee		276.00	100.00
906000-9954	Meeting—annual general meeting	300	364.87	300
906000-9958	TTOC expenses for meetings	5000	4503.76	5000

906000-9959	Meeting—other			
907000-9960	Publication—journal	15000	9999.50	12000
907000-9961	Publication—newsletter			
907000-9962	Publication—other		1101.05	
907000-9969	Publication—equipment	1000		1000
908000-9970	Operating	500	2287.22	500
908000-9971	Equipment purchase			
908000-9972	Chapter support	25000	23807.08	3000
908000-9973	Affiliation fees and meetings			
908000-9974	Response to curriculum or development of resources	0	2000	0
908000-9975	Projects		(7625.73)	
908000-9976	Complimentary memberships	400	645	400
908000-9978	Scholarships			
908000-9979	Miscellaneous		40	
909000-9980	Professional Learning/Conference—operating	1000	73.49	
909000-9981	Professional Learning/Conference—facilities	10000	2413.22	
909000-9982	Professional Learning/Conference—catering	35000	(36615.45)	
909000-9983	Professional Learning/Conference—printing	1000	122.20	
909000-9984	Professional Learning/Conference—promotions	500	0	
909000-9985	Professional Learning/Conference—committee costs		30.00	
909000-9986	Professional Learning/Conference—entertainment	5200	6817.15	
909000-9987	Professional Learning/Conference—equipment rental	10000	(7630.85)	30000
909000-9988	Professional Learning/Conference—speakers	20000	11296.91	2500
909000-9989	Professional Learning/Conference—start up costs	2000	13600	
909000-9998	Professional Learning/Conference—hold, future conference expenses*	62520.27	79245.13	80867.03
909000-9999	Professional Learning/Conference—miscellaneous (specify)*			
	Total Expenditures	\$ 220420.27	\$ 137964.29	\$ 155667.03

The association presented/will present its 2017-18 Financial Statement (as of June 30, 2017) to its members at its AGM and will publish it for members (state where (e.g., journal, website) and date December, 2018



WOULD YOU LIKE A FREE BOOK?

The BCPTA would like to offer to reimburse you for any Teachers' Resource book or Children's Literature book in return for a written book review and/or lesson ideas and photos of something you tried that was inspired by the book you ordered.

Book purchases are limited to \$40. If this sounds like something you would be interested in, please email Sheila O'Grady at sheila.ogrady@sd5.bc.ca with:

- The book you would like to review
- A brief description of your intent
- The grade(s) you teach and your school
- Your name, address and email




Math Idea: Mitten Math!

Idea submitted by Susan Potter, Gr. 1/2 teacher, SD#5

This is a Carole Fullerton Activity that works great in the class. Find more information about Carole Fullerton and other resources at <https://mindfull.wordpress.com>

Mitten Math!




How to play:
You need a die and 15 cubes.
Roll the dice.
Put a cube in the mitten with that number.
Play till all the cubes are gone.
Which mitten has most?
That's the winner.

Another way to play:
You need a die and 15 cubes.
Roll the dice. Put a cube in the mitten with that number.
If there's already a cube there, stack yours on top.
Play till all the cubes are gone.
Now take all the stacks where your cube is on top.
Count them all. Who has the most cubes? They win!

TECHNOLOGY CORNER: CODING

Pairing technology and the curriculum needs to be seamless when working at the primary level. It's best to eliminate as many barriers as possible. iPads are a great solution for K-3 as they offer the simplest way for students to access content. Coding with iPads is a great way to practice critical thinking, math and language at the primary level. Students can explore patterns, events and numbers while trying to figure out coding puzzles such as those found in apps like Box Island, Lightbot or Daisy the Dinosaur. Once students become familiar with coding they can move on to more creative apps like Scratch Jr. Scratch Jr. allows students to program their own animations and short stories using simple drag and drop code. They can even record their own voice and create characters. Start by having students view a few examples of what can be done. You can see many online or make some of your own. Then have them ideate some possible scenarios of their own in small groups. Before they get to the technology, have them create a mockup by drawing their basic idea on paper. This part helps students stay focused when they start coding and makes sure their projects don't become too elaborate. They can add arrows and words or names to their picture that will help guide their coding. Once you're satisfied it's time to hand over the iPad and let them create their masterpiece. And don't worry, if you need to know how to do something specific on any of these programs, there is always a 7 year old online who's made a videotelling you how.





Would You Like to Share a Teaching Idea?

We would love to hear from you! Tell us about an activity or lesson you have done with you students. It could be anything from a cool science experiment to a neat art project. Any subject area is fine! All you need to do is write it up as a word document and email it to us. If you would like to include a picture or two that would be great. We will do the formatting, so you don't have to worry about that! If you have any questions, just ask!

Submission Deadlines:

Spring Newsletter: Feb. 28th

Fall Newsletter: August 20th

Winter Newsletter: November 15th

Everyone who submits a teaching idea will automatically be entered to win a **\$25 Indigo Gift Card** each newsletter!!!

Winner from Fall 2017
Issue:
Deanna Calder



Submit your ideas to Sheila O'Grady at:
sheila.ogradey@sd5.bc.ca

It Pays to Be a Member of the British Columbia Primary Teachers' Association



By becoming a member, you will be mailed 3 newsletters per year that are full of ideas you can use in your classroom immediately!

We also have a great up-to-date website for your convenience!

Upcoming events are:

Educational Marketplace - April 2018 - TRADEX Centre, Abbotsford, B.C.

BCPTA Primary Leadership Conference - October 2018 - Richmond, B.C.

How much does it cost to become a member?

The fee is \$45.00 annually

What else does my fee support?

- Advocacy work the BCPTA does on your behalf for issues that matter to primary teachers in order to support best practices for kids.
- We communicate with the Ministry of Education and the BCTF and have been actively involved in creating policies and workshops to support Primary teachers in BC.
- Looking at curriculum changes in relation to the Primary Program as new curriculums are introduced.
- Chapter support through annual grants for all registered chapters.
- Access to additional mini-grants for those chapters wishing to work on special projects and organize mini-conferences.
- Support in attending our Spring Event.

How do I become a member?

Register for one of our conferences or go online to sign up for a PSA at:

<https://bctf.ca/psa/join.aspx>

For more information about the BCPTA
go to www.bcpta.ca or email info@bcpta.ca

THINKING OF STARTING A LOCAL CHAPTER OF THE BC PRIMARY TEACHERS' ASSOCIATION?

Are you interested in belonging to a local chapter of the BCPTA?

Have you considered the benefits of belonging to a local BCPTA chapter?

If you are interested in forming a local chapter in your district, the following information will be useful.

This is all it takes:

- A start up committee of five or six teachers
- A meeting time and place to elect an executive
- A membership open to all interested primary educators
- Contact with the BCPTA Membership and Chapter Coordinator
- All committee members must be BCPTA members

Local Chapters are provided with:

- Financial support for two of your local's delegates to attend our Annual Chapter Assembly
- The ability to apply for a support grant
- Communication and support with the members of the BCPTA Executive
- Newsletter
- Opportunity to communicate with other BCPTA chapters in the province as well as other PSA's, the BCTF and government ministries

Let us help you start a local Chapter!

If you require further information please contact one of us below,
or visit our website Chapter Information area at:

<http://www.bcpta.ca/bcpta-events-info.php>

Contact:

Marie Fanshaw



Annual BCPTA Chapter Registration Form

District Name _____

Name of Local Primary Association _____

President or contact person _____

Date of Election _____ **for the term/year 2017-2018**

President/Contact Person:

NAME _____

POSITION _____

HOME MAILING ADDRESS

_____ P. C. _____

TELEPHONE _____ (HOME) _____ (SCHOOL)

FAX _____ (HOME) _____ (SCHOOL)

E-MAIL ADDRESS _____

Return annually and correct any changes to contacts' names and addresses.

Registration forms must be received by Dec. 1st, 2018 in order to receive funding for this school year.

Vice President/Secretary/Treasurer or Second Contact

NAME _____

POSITION _____

HOME _____

HOME MAILING ADDRESS

_____ P. C. _____

TELEPHONE _____ (HOME) _____ (SCHOOL)

FAX _____ (HOME) _____ (SCHOOL)

E-MAIL ADDRESS _____

Please send this information sheet to:
Marie Fanshaw
mfanshaw@sd57.bc.ca



BCPTA Executive 2018 Contact List

President

Janine Fraser
Rock Creek, BC
janine.fraser@sd51.bc.ca

Vice President

Leanne Gahan
Powell River, B.C.
lgahan2@gmail.com

Treasurer

Joanna Larson
Prince Rupert, BC
jl Larson@sd52.bc.ca

Secretary

Silia Dalla Lana
Prince George, BC
sdallalana@sd57.bc.ca

Past President & Pro-D Coordinator

Carol Johns
Cranbrook, BC
cjohns@bctf.ca

Conference Coordinator

Grace Sinnema
Abbotsford, BC
bcptaconference@telus.net

Conference Registrar

Trish Hands
Chilliwack, BC.
trish-hands@hotmail.com

Chapter and Membership Coordinator

Marie Fanshaw
Prince George, BC
mfanshaw@sd57.bc.ca

Web Manager

Sarah Soltau
Port Hardy, BC
ssoltau@sd85.bc.ca

Newsletter Editor

Margaret Cavin
Prince Rupert, BC
mcavin@sd52.bc.ca

Member-at-Large

Sheila O'Grady
Cranbrook, B.C.
sheila.ogradey@sd5.bc.ca

Member-at-large

Laurie Andrews
Powell River, B.C.
laurie.andrews@sd47.bc.ca



IN THE NEXT ISSUE.....

Coming to you in the
Spring 2018 issue:

Our next issue will be coming to you in April and it will contain some great ideas to use with your students. Look for it online at www.bcpta.ca and in your mailbox.

We encourage you to send us ideas, suggestions, or articles you wish to share. Email ideas to sheila.ogradey@sd5.bc.ca

*Eric Carle
Art!*

*Storytelling
with a twist!*

*Information
about:*

*Our Educational
Marketplace in
April !*

*BCPTA Fall
Conference in
October!*